

---

# ORGANIC ACTION PLAN

---

## **Policy analysis of EU Action Plan implementation**

### **European Action Plan Analysis**

**Early assessment of potential risks  
and implementation problems with  
the European Action plan for organic  
food and farming**

**R. Zanolli and D. Vairo**

**DIIGA - Polytechnic University of Marche - IT**

---

# Overall objectives

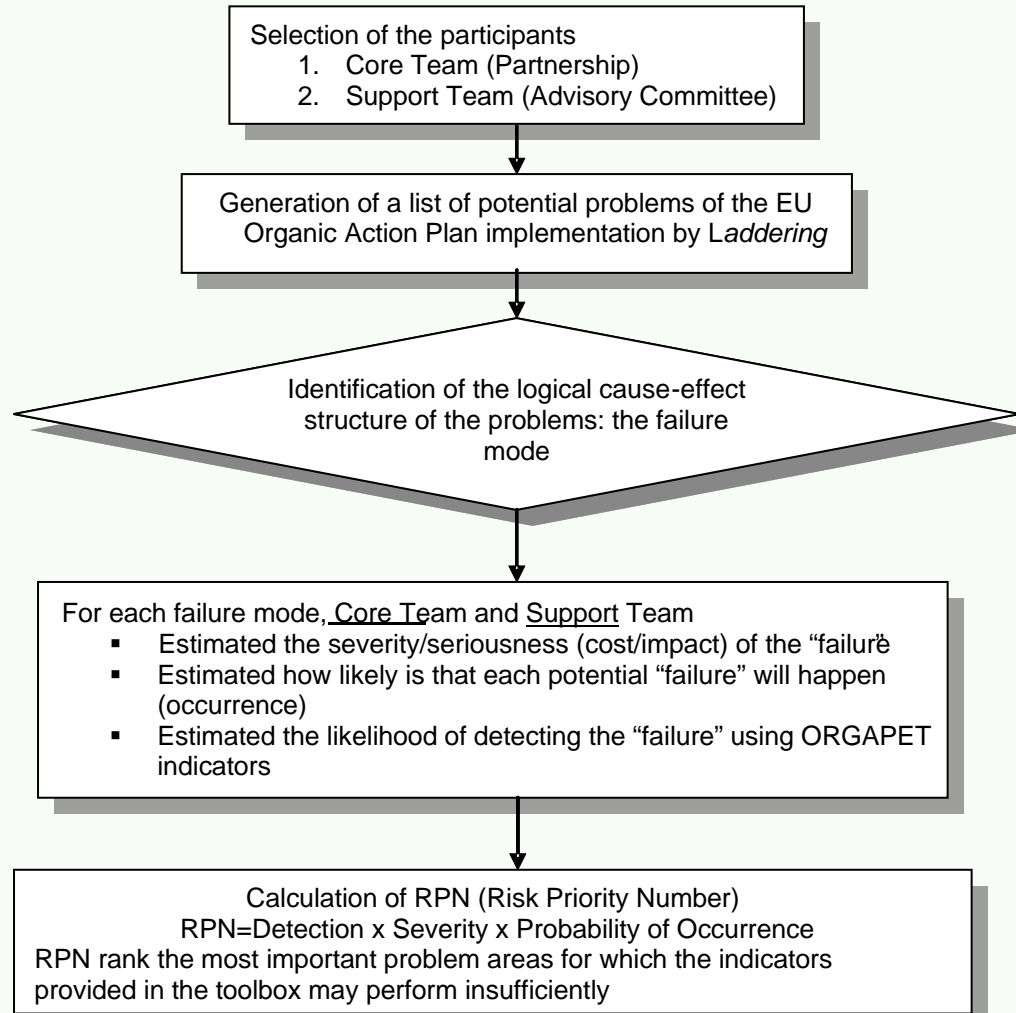
---

**To provide a first evaluation of the EU OAP and the ORGAP evaluation toolbox.**

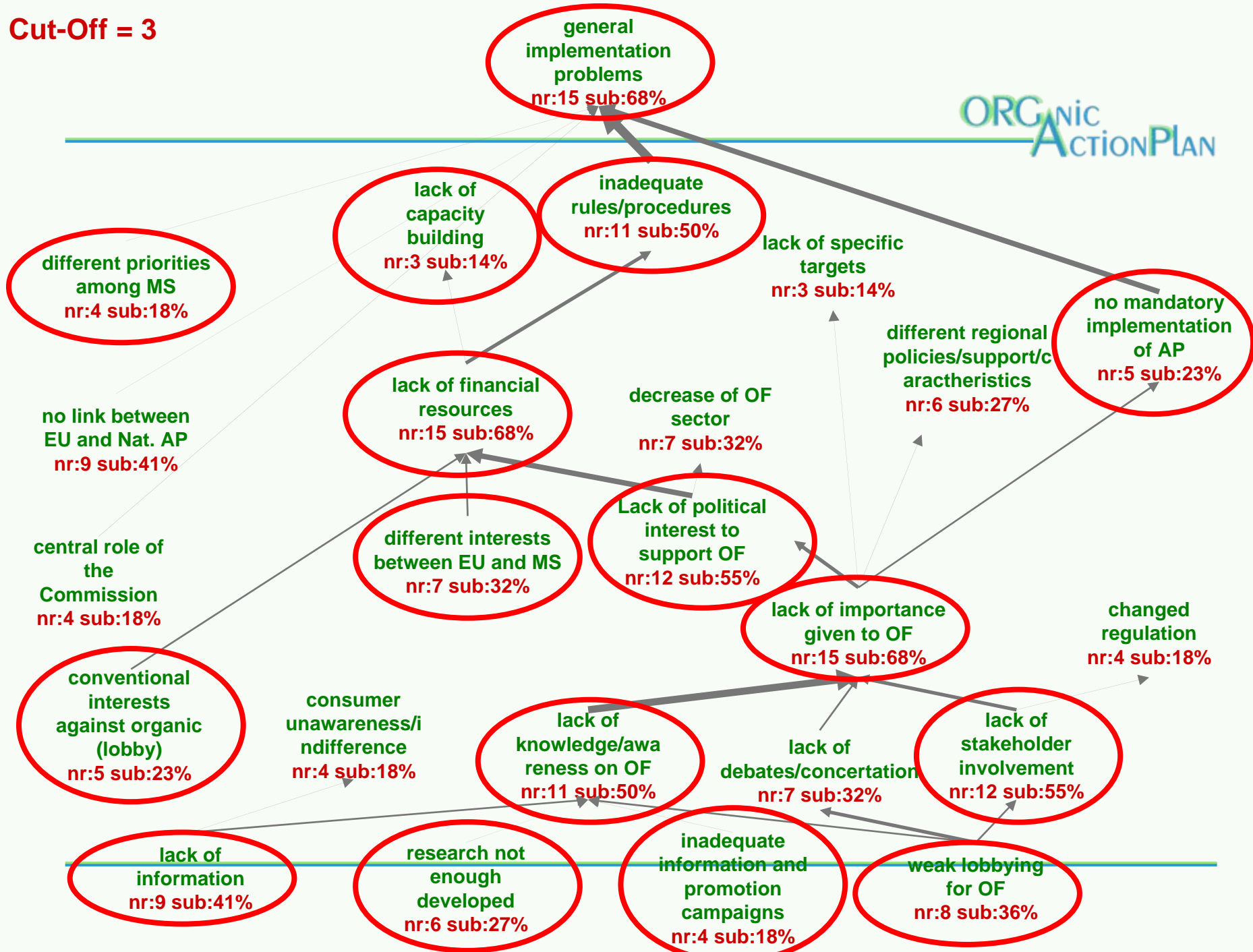
## ■ Tasks:

- Identification of potential implementation problems
  - Policy analysis of EU Action Plan implementation
  - Initial assessment of the ORGAPET evaluation toolbox for the EU OAP
-

# Identification of potential implementation problems



Cut-Off = 3



# Results - RPN

Characteristics of failure		Rating					
Cause	Effects	Mean	Standard deviation	Trimmed mean	Corr. Std. deviation	Max	Min
Lack of stakeholder involvement	Lack of capacity building	231,6	206,3	210,0	137,5	1000	5
Inadequate information and promotion campaigns	Lack of knowledge/awareness on OF	173,3	115,1	162,8	84,1	567	42
Lack of information	Lack of political interest to support OF	162,3	100,4	159,4	86,9	392	3
Weak lobbying for OF	No mandatory implementation of AP	155,8	109,1	146,6	84,6	504	36
Research not enough developed	Lack of importance given to OF	145,9	125,0	133,1	90,1	576	24
Conventional interests against organic lobby	Lack of financial resources	149,1	140,6	132,2	81,5	720	3
Different priorities among MS	General implementation problems	146,2	129,1	130,8	84,4	630	32
Different interests between EU and MS	Inadequate rules/procedures	136,2	98,2	130,1	82,6	400	18

RPN=SxPoxPd

S = Severity of effect

Po = Probability of failure

Pd = Detection probability

# Policy analysis of EU Action Plan implementation

## Objective

---

To develop strategies aimed at resolving the potential conflicts and exploiting the synergies in order to facilitate implementation of the EU Action Plan at national level

- It is based on a matrix of cross impacts (MEANS)
  - It enables the rating of the conflict/synergies with national action plans
  - The overall level of synergy/conflict of the EU OAP is evaluated
-

# Matrix of cross impacts on EU OAP

---

The evaluation team compared pairs of actions to identify any synergy which may exist.

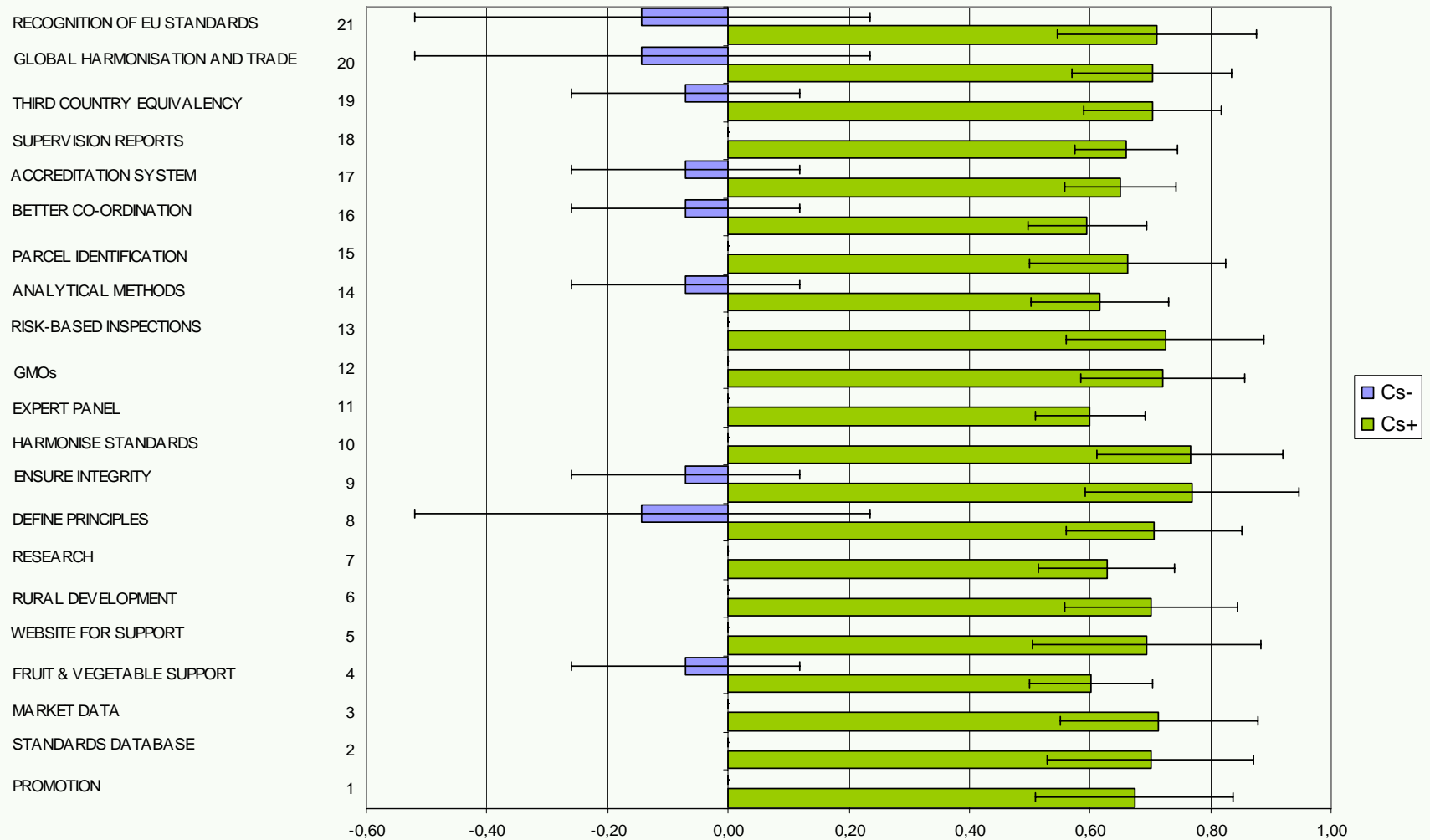
When some kind of synergy seems possible, a value on the following scale is chosen corresponding to the size of the effect:

- 2 for a particularly strong effect of synergy
- 1 for a weaker effect of synergy
- -1 the same scale applied to negative synergy (conflict)
- -2 the same scale applied to negative synergy (conflict)

Only half of the matrix is filled in since the other (shaded) part is identical. If cases of asymmetrical synergy (relationship of non-reciprocal interdependence) are noted, they are indicated on the shaded side of the diagonal

---

# Results: Synergy/conflict between EU OAP measures



# Matrix of cross impacts on EU and national Action Plan

---



A matrix of cross impacts (symmetrical) has been created in order to evaluate the overall level of synergy/conflict of the EU OAP with the national plans

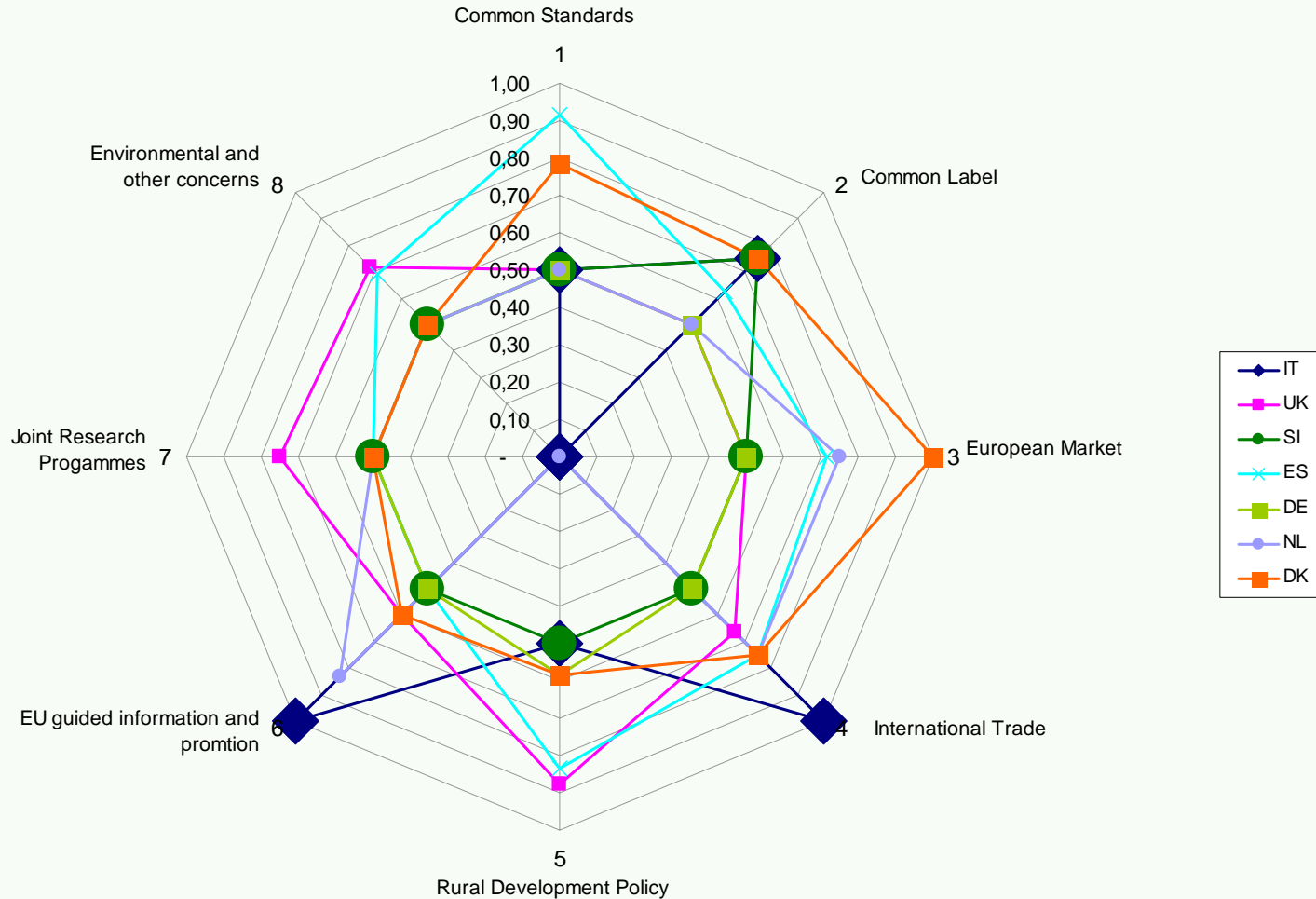
## Rows: areas

- Information
- Training and education
- R&D
- Supply and producer support
- Processing
- Market development
- Certification and inspection
- Institutional development

## Columns: groups of EU OAP actions

- Common standards
  - Common label
  - European market
  - International trade
  - Rural development policy
  - EU guided information and promotion
  - Joint research programmes
  - Environmental and other concerns
-

# Results: Synergy between areas of action of EU OAP with the national AP





# Thank you for your attention!

For further info:

R.Zanoli & D. Vairo

Polytechnic University of Marche – Italy

E-mail: [zanoli@agrecon.univpm.it](mailto:zanoli@agrecon.univpm.it)

---